

6

I/O

Not Expandable



PR-6

Model: PR-6AC-R ACModel: PR-6DC-DA-R DC

Specifications

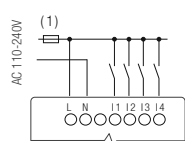
Item	PR-6AC-R	PR-6DC-DA-R
Nominal voltage	AC 110V-240V	DC 12-24V
Operating limits	AC 85 - 265V	DC 10.8-28.8V
The main frequency range	47-63Hz	-
Immunity from micro power	-	Typ 5 ms
Max startup current	-	Max 0.25A
Isolation voltage	1780V AC	-
Max absorbed power	34 mA (85V AC) 26 mA (265V AC)	1.1 W (10.8V DC) 1.2W (28.8V DC)
Protection against polarity inversions	Yes	
Input No	4 (I1-I4)	
Digital input	4 (I1-I4)	
Analogue input	-	4 (I1-I4) (0..10V DC)
Input voltage	AC 110-240V	DC 0-28.8V
Input signal 0	AC 0-40V <0.03mA	< 5V DC <0.1mA
Input signal 1	AC 79-240V >0.06mA	>8 V DC >0.3mA
Input current	-	0.4mA @ 10.8V DC 0.5mA @ 12.0 V DC 1.2mA @ 24 V DC 1.5mA @ 28.8 V DC
Response time	0 to 1: 120V AC : Typ. 50 ms 240V AC : Typ. 30 ms 1 to 0: 120V AC : Typ. 90 ms 240V AC : Typ.100 ms	0 to 1: Typ. 1.5 ms 1 to 0: Typ. 1.5 ms
Maximum counting frequency	Typ: 4 Hz	
Sensor type	Contact or 3-wire PNP	
Input type	-	Resistive
Isolation between power supply and inputs	-	
Isolation between inputs	-	
Protection against polarity inversions	Yes	-
Measurement range	-	DC 0-10V
Input impedance	-	Min 24KΩ Max 72KΩ
Input voltage	-	28.8 V DC max
Resolution	-	9bit 0.015V
Accuracy at 25 °C	-	± (Max 0.03V)
Accuracy at 55 °C	-	± (Max 0.06V)
Isolation between analog inputs and power supply	-	
Cable length	-	10 m max shielded & twisted

Item	PR-6
Memory	64 Functional Blocks
Data Retentivity	-
Program Backup	10 years
RTC	Backup at 25 °C: 20 days, RTC accuracy : MAX ±2S/day
Cycle time	0.6ms - 8.0ms
Expansion	-
Communication	TTL interface, 1 Program/RS232 port. Modbus RTU/ASCII only can serve as slaves
Certificate	
Operation Temp	-20 °C .. +55 °C
Storage Temp	-40 °C .. +70 °C
Protection	IP20
Dimensions	48*90*64 (Unit, mm) 2DIN
Installation	35mm-DIN rail or screw for installation
Weight	Approx. 180g

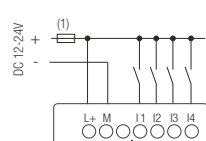
Item	PR-6AC-R	PR-6DC-DA-R
Output No	2 (Q1-Q2)	
Output type	Relay output	
Continuous current	Resistive load 10A/Inductive load 2A	
Max breaking voltage	AC 250 V DC 110 V	
Max allowable power force	1250VA 300W	
Electrical durability expectancy	105 Operations at Rated Resistive Load	
Mechanical life	107 Operations at No Load condition	
Built-in protections	Against short-circuits: None Against overvoltages and overloads: None	
Response time	Operate Time : 15 ms max Release Time : 10 ms max	
Mechanism	10Hz	
Resistor/light load	2Hz	
Sensitive load	0.5Hz	

I/O circuit diagrams

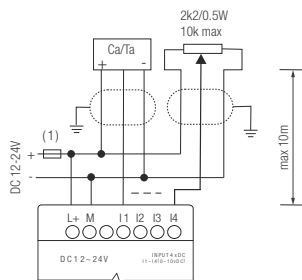
[Digital Input - Power AC]



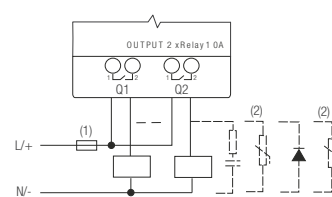
[Digital Input - Power DC]



[DC analog inputs 0-10V - Power DC]



[Relay Outputs]



(1) - Fuse, circuit-breaker or circuit protector
(2) - Inductive load;